GPRP
SINCLAIR AVE – WASHIONGTON ST TO HORNER AVE
STOCKTON, CA

PLAT:3005D8
MAOP: 60
BTU: X02
CPA: 300503
ESD: 16-ST-08-B

		Phone #	Cell Phone #	Pager #
Construction Supervisor	NICK JORDAN		209.602.4649	
T&R Supervisor	DAVE DURHAM		925.383.6468	
Project Manager	KELLE BOBBITT		209.373.8325	
Sr. Gas Engineer	CHARLES MADISON		530.771.7023	
Gas Planning Engineer	DAVE RYMERS		209.406.7782	
Gas Dsbn Engr, Assoc.	AARON YU		209.401.4281	
Gas ADE	DELIA SOLORIO	CO. 760.9817		
Gas Estimator	RYAN MOORE	CO. 760.3663		

DETAIL 5
TYPE 'G'

ETS INSTALLATION
PLASTIC TO STEEL TRANSITION

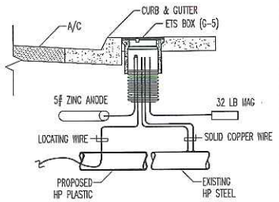

NOTE:
*BOND SOLID COPPER WIRES TO STEEL MAIN, SEE GAS T&D MANUAL CORROSION CONTROL VOLUME, 0-10
*BRING ALL WIRES AND WIRE CONNECTIONS INTO ETS, DO NOT BOND WIRES, SEE GAS T&D MANUAL CORROSION CONTROL VOLUME, 0-10, FIG-2, TYPE G.
*INSTALL ETS BOX BEHIND BACK OF CURB, SEE GS&S K-40.1
*CONTACT CORROSION DEPARTMENT FOR FINAL INSPECTION, SEE GAS T&D MANUAL CORROSION CONTROL VOLUME, 0-16

PG&E ONLY TRENCH PER R-29

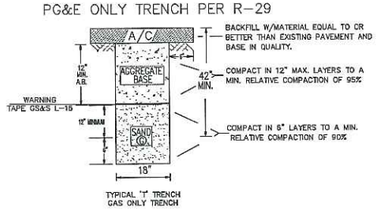

TRENCH CONFIGURATION IF OPEN TRENCH IS UTILIZED. BORING WILL BE ATTEMPTED BEFORE OPEN TRENCHING

REFERENCES:

1. TYPICAL DIRECT BURIED PLASTIC GAS MAIN AND SERVICES SEE GS&S A-90 & A-91.
2. TYPICAL #10 LOCATING WIRE INSTALLATION ON DIRECT BURRIED PLASTIC GAS MAIN AND SERVICES SEE GS&S A-90.2.
3. TYPICAL PLASTIC GAS MAIN AND SERVICE INSERT CONSTRUCTION SEE GS&S A-90.1 & A-91.2.
4. TYPICAL LOCATING WIRE INSTALLATION ON INSERTED PLASTIC GAS MAIN AND SERVICES SEE GS&S A-90.3.
5. INSTALL 5LB ANODE PER GS&S 013.1, TYPE-E, EVERY 1000' OF MAIN.
6. TYPICAL GAS SERVICE RISER INSTALLATION SEE GS&S A-91 AND T&D BULLETIN #301.
7. PRESSURE TEST CRITERIA FOR MAINS AND SERVICES SEE GS&S A-34.
8. PURGE GAS MAINS AND SERVICES PER GS&S A-38.
9. CUT OFF AND DEACTIVATE GAS FACILITIES PER TD-9500P-16.
10. INSTALL ELECTRONIC MARKER DIVICE (EM) ON ALL CUT OFF ENDS AND SECTIONALIZING POINTS.
11. INSTALL WARNING TAPE ON MAINS, SERVICES & RISERS PER GS&S L-16

GAS CONSTRUCTION NOTES:

1. ALL EXISTING SERVICES TO BE CUT OFF AND REPLACED FROM THE NEW MAIN TO THE RISER.
2. REPLACE ALL SERVICES WITH 1" PLASTIC PER GAS T&D BULLETIN #301.
3. REPLACE ALL RISERS WITH 1"x3/4" PER GAS T&D BULLETIN #301.
4. MINIMUM COVER, 36" OVER SERVICE TEE IN THE ROAD RIGHT-OF-WAY.
5. MINIMUM PARALLEL CLEARANCE FROM OTHER UTILITIES IS 5' PREFERRED, 3' MINIMUM. MINIMUM 6" PERPENDICULAR CROSSING OTHER UTILITIES.
6. SEE INDIVIDUAL SERVICE ORDERS FOR METER LOCATIONS AND SERVICE WORK.
7. CONTACT PLANNING DEPT. PRIOR TO START OF WORK TO INSURE NORMAL OPERATING CONDITIONS– AARON YU 209.401.4281
8. CONTACT CORROSION DEPT. PRIOR TO START OF WORK FOR CATHODIC PROTECTION CONFIRMATION– BILL BELASKI CO.842.6550

CONST. FORMAN:
CONTACT PLANNING DEPARTMENT TO START OF WORK. DAVE RYMERS @ 209.406.7782 TO ENSURE NORMAL OPERATING CONDITIONS PRIOR TO START.

EFV: 1"
MODEL: 800

PROJECT CONDITIONS STAMP
Type(s) of Work:
☐ New Business
☒ PG&E Maintenance & Construction
Project Conditions:
☐ NONE APPARENT (if project design changes, contact ADE) or
☒ CONDITIONS APPLY:
☐ PERMITS ☐ TAILBOARD ☐ OTHER
(Provide additional information on line below)
REFER TO COMPLETED DWG AND SUPPORTING DOCS. IN THE CONSTRUCTION PACKAGE
JUSTIN STABLE
BY: SIGNATURE, NAME, (CORPORATE ID), DATE

Installation Tested or Inspected and Noted on Drawing. All Levels Satisfactory per PG&E GS&S 0-16

Qualified Employee Date

Corrosion mechanic's signature is required when a CPA boundary is within the scope of the project.

SINCLAIR AVE. LOOKING NORTH FROM HORNER AVE TO WASHINGTON ST

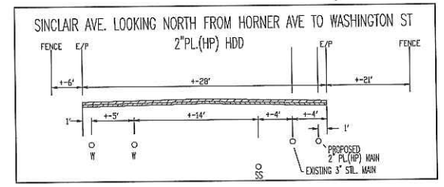

LEGEND:

- INSTALL (HP) GAS MAIN AS PER GS&S A-36 & A-90
- EXISTING (HP) STEEL GAS MAIN
- CUT OFF AND DEACTIVATE MAIN AND SERVICES PER UO STD S4129 INSTALL ELECTRONIC MARKER SYSTEM (EMS) AT ALL CUT OFF ENDS AND SECTIONALIZING POINTS ON DISTRIBUTION PIPE.
- INSTALL CAP
- INSTALL PL/STL TRANSITION FITTING AS PER GS&S B-90
- INSTALL EFV AS PER A-93.3
- EXISTING GAS SERVICE
- R — REPLACE SERVICE
- CT&T — CUT,TEST & TRANSFER SERVICE
- INSTALL ETS
- INSTALL 2" PL 90° ELBOW
- INSTALL 2" PL 3-WAY TEE
- INSTALL 5LB ZINC ANNODE
- INSTALL SADDLE FUSION SERVICE TEE
- 4" 6" — TYPICAL 4"x6" BELLHOLE AT GAS SERVICE POINTS TO BE USED AS BURP HOLES ALSO

Safety
SAFETY PLEDGE
I ALWAYS PUT SAFETY FIRST.
I LOOK FOR AND ACT TO RESOLVE UNSAFE CONDITIONS.
I HELP AND ENCOURAGE OTHERS TO ACT SAFELY.
PG&E

800-227-2600
CALL BEFORE YOU DIG
UNDERGROUND SERVICE ALERT

CO:
SB:
NOTIF.: 10532193
Other:
SHT: 1 OF 3 SHEETS
PM: 30988126 REV. 1

ENGINEERING AND PLANNING DEPT.
850 STILLWATER RD.
WEST SAC. CA
PHONE #: FAX #:
PG&E PACIFIC GAS AND ELECTRIC COMPANY

EST: R. MOORE 916.760.3663
ADE: D. SOLORIO 916.760.9817
SUPV: P. STORMENT 916.760.1962
REP: K. BOBBITT 209.932.6494
PLNR: A. YU 209.932.6461
SCALE: NONE DATE: 6/18/13

NO.	DATE	REVISIONS	DESCRIPTION	ORDER #	DWN	CHKD	SUPV	APVD BY
0	6/17/13	ISSUED FOR SOR REVIEW						
0	6/18/13	ISSUED FOR CONSTRUCTION						
1	10/22/13	REVISED TRENCH SECTION AND STREET CROSS SECTION						

GPRP SINCLAIR AVE
BETWEEN WASHINGTON ST & HORNER AVE
REPL 1,740' OF 2" STL & 4B SVC'S
STOCKTON, CA

WELDING INSPECTED PER
PG&E GAS STANDARD D-40

VISUAL.....☐
MAGNETIC PARTICLE.....☐
INSPECTOR _____
DATE _____

TEST AT 100-110 PSI FOR MINIMUM OF 5 MIN.			
PRESSURE	DURATION	INITIALS	DATE OF TEST

PLASTIC PIPE DATA		
SIZE	MANUFACTURED	DATE OF MANUFACTURE

PLASTIC PIPE INSPECTION/DATA

FOOTAGE, SIZE & SDR ___/___/___
PIPE MANUFACTURER _____
DATE MANUFACTURED _____
☐ PE 2406 (YEL) ☐ PE 3408 (1/4" CTS)

FOOTAGE, SIZE & SDR ___/___/___
PIPE MANUFACTURER _____
DATE MANUFACTURED _____
☐ PE 2406 (YEL) ☐ PE 3408 (1/4" CTS)

FOOTAGE, SIZE & SDR ___/___/___
PIPE MANUFACTURER _____
DATE MANUFACTURED _____
☐ PE 2406 (YEL) ☐ PE 3408 (1/4" CTS)

LIST ALL PLASTIC PIPE BY FOOTAGE, SIZE, MANUFACTURE AND DATE MANUFACTURED PER GAS T&D MANUAL PLASTIC VOLUME A93.1

DETAIL 3
NO SCALE

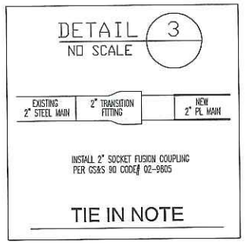

INSTALL 2" SOCKET FUSION COUPLING
PER GS&S 90 CODE# 02-9805

TIE IN NOTE

CONST. FORMAN:
CONTACT CORROSION DEPARTMENT PRIOR TO START OF WORK FOR PROTECTION REQUIREMENTS.
RICH MARTINEZ @ 204-639-3608

Installation Tested or Inspected and Noted on Drawing. All Levels Satisfactory per PG&E GS&S 0-16

Qualified Employee _____ Date _____

Corrosion mechanic's signature is required when a CPA boundary is within the scope of the project.

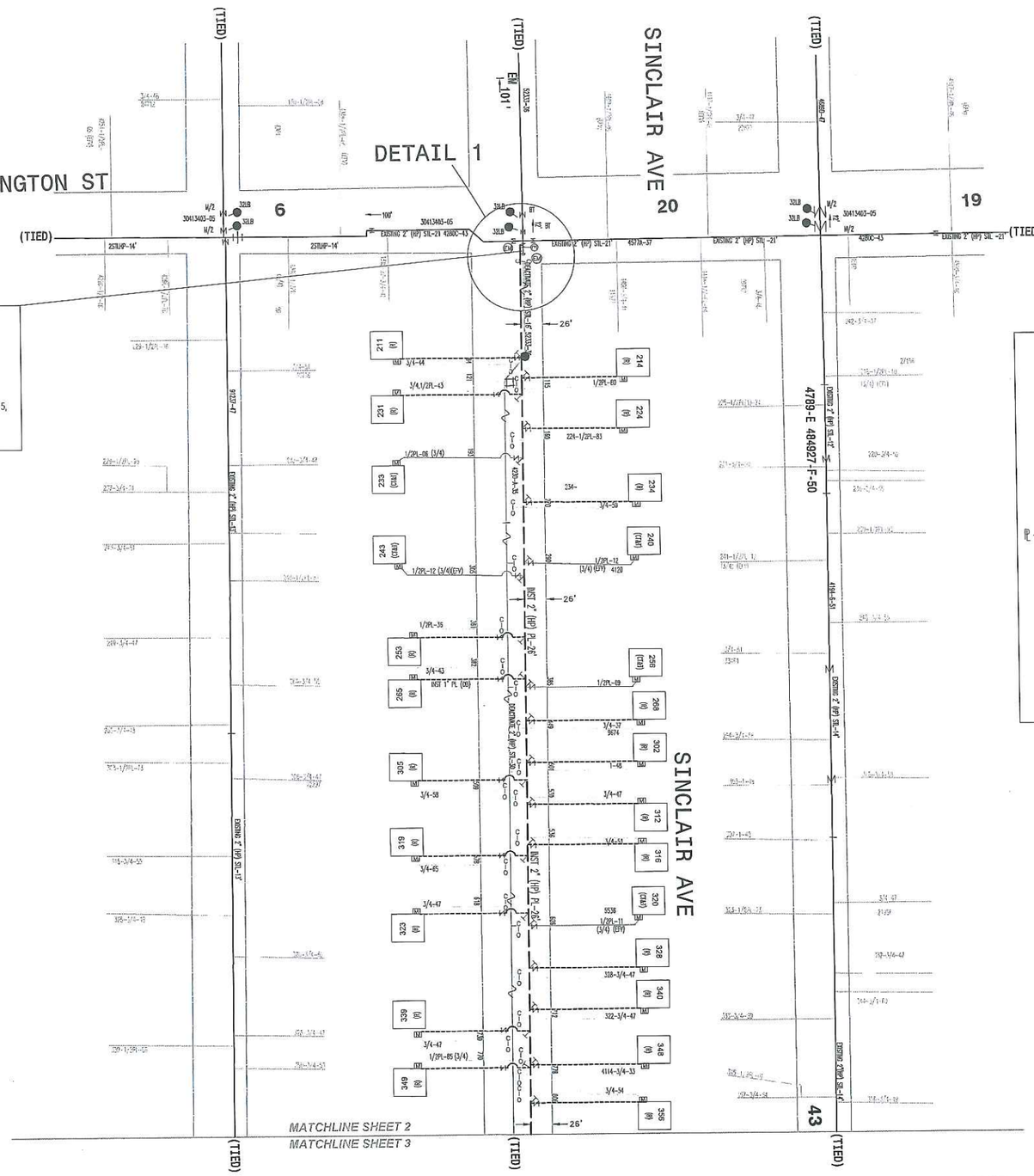

EFV: 1"
MODEL: 800

N

PLAT:3005D8
MAOP: 60
BTU: X02
CPA: 300503
ESD: 16-ST-08-B

DETAIL

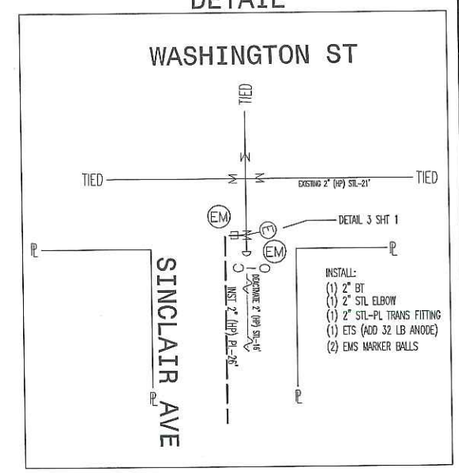

PIPE WRAP REMOVAL
- For work on pre-1972 pipe, assume the wrap contains >1% asbestos until the wrap can be tested.
- Obtain samples of the wrap, and have samples tested for asbestos in accordance with WP-4711-01.
- Test results are to be included with as-builts.
- Follow procedure in WP 4711 for removal of pipe wrap.

PIPE TYPE: 2" HP STEEL
YEAR INSTALLED: 1936

CC:
SD:
NOTIF.: 106320193
Other:
SHT: 2 OF 3
SHEETS
REV. 1
PM: 30988126

ENGINEERING AND PLANNING DEPT.
850 STILLWATER RD.
WEST SAC. CA
FAX #:
PHONE #:
PG&E PACIFIC GAS AND ELECTRIC COMPANY

EST: R. MOORE 916.760.3663
ADE: D. SOLORIO 916.760.3617
SUPV: P. STORNENT 916.760.1962
REP: K. BOBBITT 209.932.6494
PLNR: A. YU 209.932.6461
SCALE: NONE
DATE: 6/18/13

ORDER #	DWN	CHKD	SUPV	APVD BY

REVISIONS

NO.	DATE	DESCRIPTION
0	6/17/13	ISSUED FOR SOUR REVIEW
0	6/18/13	ISSUED FOR CONSTRUCTION
1	10/22/13	ADDED TRENCH SECTION AND STREET CROSS SECTION

GPRP SINCLAIR AVE
BETWEEN WASHINGTON ST & HORNER AVE
REPL 1,740' OF 2" STL & 48 SVC'S
STOCKTON, CA

WELDING INSPECTED PER
PG&E GAS STANDARD D-40

VISUAL.....☐
MAGNETIC PARTICLE.....☐
INSPECTOR _____
DATE _____

TEST AT 100-110 PSI FOR MINIMUM OF 5 MIN.			
PRESSURE	DURATION	INITIALS	DATE OF TEST

PLASTIC PIPE DATA		
SIZE	MANUFACTURED	DATE OF MANUFACTURE

PLASTIC PIPE INSPECTION/DATA

FOOTAGE, SIZE & SDR ____/____/____
PIPE MANUFACTURER _____
DATE MANUFACTURED _____
☐ PE 2406 (YEL) ☐ PE 3408 (1/4" CTS)

FOOTAGE, SIZE & SDR ____/____/____
PIPE MANUFACTURER _____
DATE MANUFACTURED _____
☐ PE 2406 (YEL) ☐ PE 3408 (1/4" CTS)

FOOTAGE, SIZE & SDR ____/____/____
PIPE MANUFACTURER _____
DATE MANUFACTURED _____
☐ PE 2406 (YEL) ☐ PE 3408 (1/4" CTS)

LIST ALL PLASTIC PIPE BY FOOTAGE, SIZE, MANUFACTURE AND DATE MANUFACTURED PER GAS T&D MANUAL PLASTIC VOLUME A93.1

DETAIL 4
NO SCALE

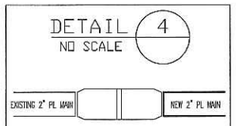

INSTALL 2" PERMASERT COUPLING
PER GS&S 91.1 CODE# 02-1568

TIE IN NOTE

CONST. FORMAN:
CONTACT CORROSION DEPARTMENT PRIOR TO START OF WORK FOR PROTECTION REQUIREMENTS.
RICH MARTINEZ @ 209-639-3608

Installation Tested or Inspected and Noted on Drawing. All Levels Satisfactory per PG&E GS&S 0-16

Qualified Employee _____ Date _____

Corrosion mechanic's signature is required when a CPA boundary is within the scope of the project.

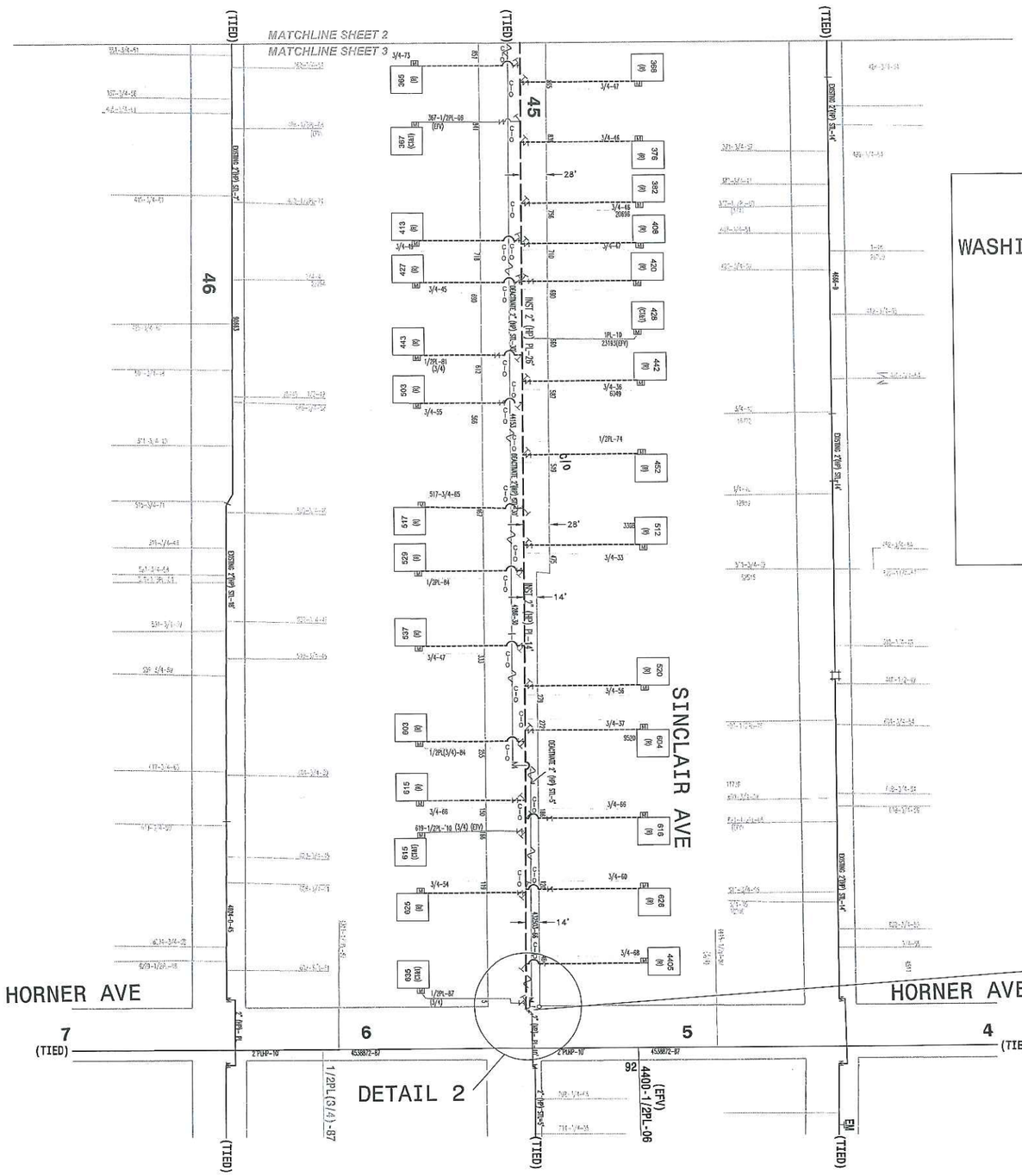

EFV: 1"
MODEL: 800

PLAT: 3005D8
MAOP: 60
BTU: X02
CPA: 300503
ESD: 16-ST-08-B

DETAIL 2

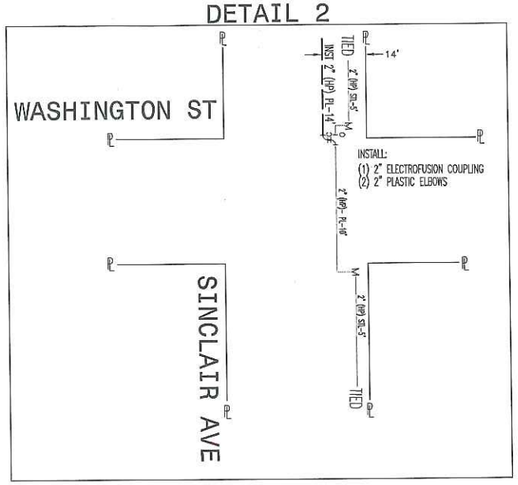

PIPE WRAP REMOVAL
- For work on pre-1972 pipe, assume the wrap contains >1% asbestos until the wrap can be tested.
- Obtain samples of the wrap, and have samples tested for asbestos in accordance with WP-4711-01.
- Test results are to be included with as-builts.
- Follow procedure in WP 4711 for removal of pipe wrap.

PIPE TYPE: 2" HP STEEL
YEAR INSTALLED: 1981

NO.	DATE	DESCRIPTION	ORDER #	INIT	CHKD	SUPV	APVD BY
0	6/17/13	ISSUED FOR WOR REVIEW					
0	6/18/13	ISSUED FOR CONSTRUCTION					
1	10/22/13	REVISED TRENCH SECTION AND STREET CROSS SECTION.					

REVISIONS

GPRP SINCLAIR AVE
BETWEEN WASHINGTON ST & HORNER AVE
REPL 1,740' OF 2" STL & 48 SVC'S
STOCKTON, CA

ENGINEERING AND PLANNING DEPT.
850 STILLWATER RD.
WEST SAC. CA
PHONE #: FAX #:
PG&E PACIFIC GAS AND ELECTRIC COMPANY

EST: R. MOORE 916.760.3653
ADE: D. SOLORIO 916.760.3817
SUPV: P. STORMENT 916.760.1962
REF: K. BOBBITT 209.932.6494
PLNR: A. TU 209.932.6461
SCALE: NONE
DATE: 6/18/13

CO:
SD:
NOTIF.: 105320193
Other:
SHT: 3 OF 3
SHEETS
PM: 30988126
REV. 1

TRAFFIC CONTROL PLANS

S. SINCLAIR AVE

SAN JOAQUIN COUNTY, CALIFORNIA

PM30988126

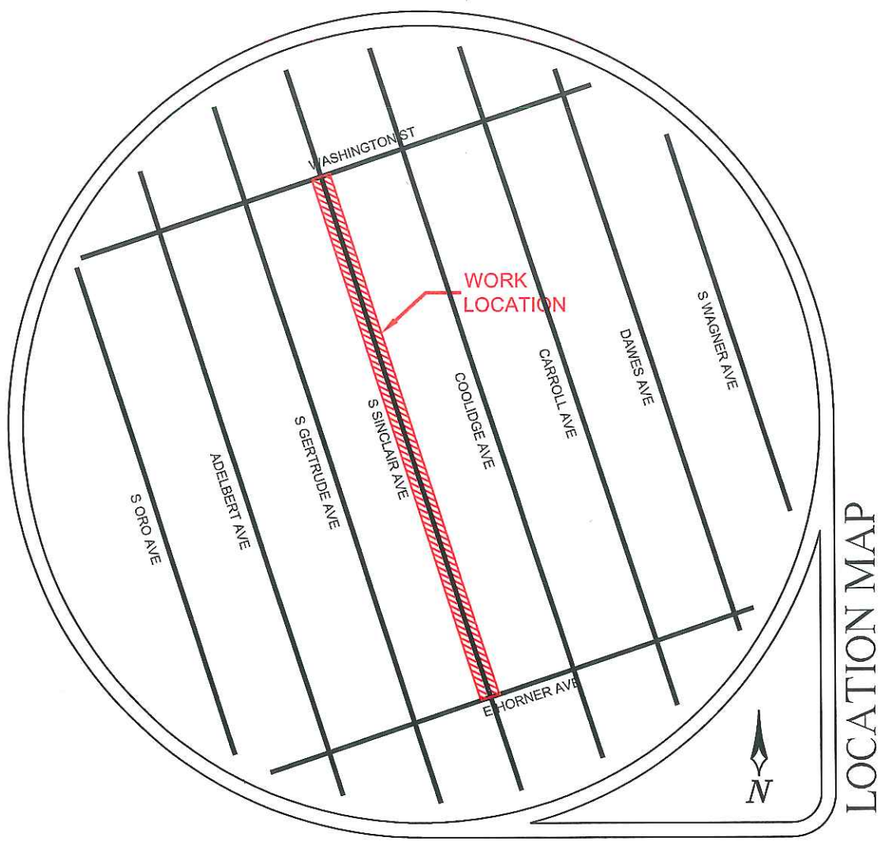

LOCATION MAP

CONTRACTOR

Pacific Gas and Electric Company

CONTACT DELIA SOLORIO

PHONE# (916) 760-9817

CONSULTANT

ALMENDARIZ CONSULTING INC

ALMENDARIZ CONSULTING, INC.
1136 SUNCAST LN STE 9
EL DORADO HILLS, CA 95762
(888) 306-1211 OFFICE
(888) 768-7022 FAX
CA C31 LIC #979806

REVISIONS

REV.	DESCRIPTION	BY	DATE
1	PER COUNTY COMMENTS	DC	11/21/13

PROJECT NO. 13504
DRAWN CAA
DESIGNED DC
CHECKED MAA

DATE
JUNE 25, 2013

SHEET NO. 1 OF 4

GENERAL NOTES

1. NOTHING ALLOWED IN THE BUFFER AND TRANSITION AREAS AT ALL TIMES.
2. SIGNS ARE ONLY SHOWING TO THE PUBLIC WHEN IN USE.
3. SIGNS AND CHANNELIZING DEVICES MUST BE RETROREFLECTIVE OR ILLUMINATED DURING NIGHT OPERATIONS.
4. SIGN PANEL SIZES: 36"X36" MIN. ON ROADS <50mph, 48"x48" ON ROADS ≥ 50mph.
5. SIGNS ARE SPACED PER THE CA 2012 MUTCD.
6. CHANNELIZING DEVICES SPACING AND TAPER LENGTHS ARE BASED ON THEIR RESPECTIVE CHARTS. (SEE CHARTS THIS PAGE)
7. NOTIFY THE LOCAL LAW ENFORCEMENT, FIRE, AND AMBULANCE COMPANIES WITHIN 72 HOURS BEFORE CONSTRUCTION BEGINS.
8. CONTRACTOR TO MAKE SURE ALL TRAFFIC CONTROL EQUIPMENT MEETS ALL AGENCY REQUIREMENTS.
9. REMOVE ALL CONFLICTING MARKINGS FOR LONG TERM OPERATIONS (3 DAYS OR LONGER).
10. THE LOCATION OF THE SIGNS AS SHOWN ON THE ILLUSTRATIONS ARE GUIDELINES AND ACTUAL LOCATIONS WILL DEPEND UPON ALIGNMENT, GRADE, LOCATION OF STREET INTERSECTIONS AND 85% TILE/POSTED SPEED LIMITS/OR PRIMA FACIE.
11. WHILE CROSSING INTERSECTIONS DURING MOBILE WORK, WORK MUST FOLLOW THE FLOW OF TRAFFIC AND PROCEED ON A GREEN LIGHT.
12. FULL COMPLIANCE IS REQUIRED WITH THE COUNTY AGENCY.(AFFECTS NOTES #20 THRU 22, BELOW)
13. PEDESTRIAN ACCESS BE MAINTAINED AS PER THE CA 2012 MUTCD STANDARDS AND ADA REQUIREMENTS.
14. C30 SIGNS ARE PERMITTED IN BUFFER AREAS.
15. SIGN SPACING IS PROVIDED IN THE CA 2012 MUTCD EDITION, PART 6. TRAFFIC SPEEDS ARE BASED UPON RADAR MEASUREMENTS OF MOTORISTS. THE MUTCD ALLOWS FOR A "RANGE" IN SIGN PLACEMENT AND WILL BE PROVIDED BY DOT. THE 85% TILE IS USED WHEN AVAILABLE TO PROVIDE A MORE ACCURATE REPRESENTATION OF MOTORISTS SPEEDS.
16. ANY WORK WITHIN 200 FT OF A SIGNALIZED INTERSECTION WILL REQUIRE CONTACT AND COORDINATION WITH COUNTY AGENCY PRIOR TO ANY WORK.
17. QUALITY STANDARD TO MEET REQUIREMENTS OF SECTION 1A-2 OF THE CALIFORNIA MANUAL ON UNIFORM TRAFFIC CONTROL DEVICES.
18. ALL TRAFFIC CONTROL DEVICES INCLUDING: SIGNS, BARRICADES, VERTICAL PANELS, DRUMS, WARNING LIGHTS, ARROWBOARDS, CHANGEABLE MESSAGE SIGNS, CONES AND TUBULAR MARKERS THAT MEET THE REQUIREMENTS OF AMERICAN TRAFFIC SAFETY SERVICES ASSOCIATION (ATSSA). "CA MUTCD 2012" SHALL BE USED ON THIS PROJECT/THIS WORK.
19. THE NCHRP REPORT 476 PROVIDES GUIDELINES FOR DESIGN AND OPERATION OF NIGHTTIME TRAFFIC CONTROL FOR HIGHWAY MAINTENANCE AND CONSTRUCTION. SEE TYPICAL APPLICATIONS NWTA-1 THROUGH NWTA-7. COMPLY WITH ANSI 107-2004 FOR APPAREL. HIGHWAY CONSTRUCTION WORK LIGHTING SHALL BE PER CONSTRUCTION SAFETY ORDER 1523 (CALIFORNIA CODE OF REGULATIONS TITLE 8, DIVISION1, CHAPTER 4, SUBCHAPTER 4, ARTICLE 3, SECTION 1523 - ILLUMINATIONS).
20. SIDEWALKS AT THE CONSTRUCTION LOCATION MAY BE CLOSED WITH ADEQUATE DETOURS. SIDEWALKS MAY ONLY BE CLOSED TO THROUGH TRAFFIC AND SHALL NOT PREVENT LOCAL PEDESTRIANS ACCESS. DETOURS SHALL NOT INCREASE THE PATH OF TRAVEL BY MORE THAN 500 FT. DETOUR ROUTES SHALL BE LIMITED TO EXISTING SIDEWALKS, PRIVATE PROPERTIES (SEE BELOW REQUIREMENTS) AND CROSSINGS AT ROADWAY INTERSECTIONS. TO THE MAXIMUM EXTENT FEASIBLE, THE ALTERNATE CIRCULATION PATH SHALL BE PROVIDED ON THE SAME SIDE OF THE STREET AS THE DISRUPTED ROUTE. WHERE IT IS FEASIBLE TO PROVIDE A SAME-SIDE ALTERNATE CIRCULATION PATH AND PEDESTRIANS WILL BE DETOURED, SECTION 6D.02 OF THE CA 2012 MUTCD SPECIFIES THAT THE ALTERNATE PATH PROVIDE A SIMILAR LEVEL OF ACCESSIBILITY TO THAT OF THE EXISTING DISRUPTED ROUTE . THIS MAY INCLUDE THE INCORPORATION OF ACCESSIBLE PEDESTRIAN SIGNALS (APS), CURB RAMPS, OR OTHER ACCESSIBILITY FEATURES.
21. PEDESTRIANS MAY BE DETOURED ONTO PRIVATE PROPERTY ONLY IF WRITTEN PERMISSION FROM THE PROPERTY OWNER IS OBTAINED ALONG WITH DOCUMENTATION INDICATING THAT THE COUNTY WOULD NOT BE LIABLE (HOLD HARMLESS) IN THE EVENT OF AN ACCIDENT.
22. DURING WORK HOURS, AT LEAST ONE WORKER SHALL BE ASSIGNED WITH THE RESPONSIBILITY TO ESCORT ELDERLY, DISABLED OR ANY OTHER PEDESTRIANS IN NEED OF ASSISTANCE THROUGH THE CONSTRUCTION SITE. A WORKER ASSIGNED WITH THIS RESPONSIBILITY MAY ALSO PARTICIPATE IN OTHER CONSTRUCTION ACTIVITIES; HOWEVER, THE ASSIGNED WORKER SHALL BE AWARE OF HIS OR HER RESPONSIBILITIES FOR PROVIDING THIS ASSISTANCE. MEASURES THAT SIMPLY CLOSE THE SIDEWALK, WITH THE EXCEPTION THAT PEDESTRIANS WILL CROSS SOMEWHERE ELSE DOES NOT ADEQUATELY SATISFY PEDESTRIAN ACCESS. PEDESTRIANS SHOULD NEVER BE DIRECTED/ EXPECTED TO CROSS A MULTI-LANE ROADWAY AT ANY LOCATION OTHER THAN AT A SIGNAL (OR ALL-WAY STOP). ACCOMMODATIONS SHOULD BE MADE ON THE SAME SIDE OF ROADWAY AS WORK.

TABLES CHART - MUTCD

Posted Speed	Taper (L) Formula	Buffer Space	Minimum Taper Lengths									Maximum *Cone Spacing			Sign Spacing
			10' Offset			11' Offset			12' Offset						
			L Merge	1/2 L Shift	1/3 L Shoulder	L Merge	1/2 L Shift	1/3 L Shoulder	L Merge	1/2 L Shift	1/3 L Shoulder	@ Taper	@ Tangent	@ Conflict	
25	$L = \frac{WS^2}{60}$	155'	104'	52'	35'	115'	57'	38'	125'	63'	42'	25'	50'	12'	100' - 200'
30		200'	150'	75'	50'	165'	83'	55'	180'	90'	60'	30'	60'	15'	120' - 240'
35		250'	204'	102'	68'	225'	112'	75'	245'	123'	82'	35'	70'	17'	140' - 280'
40		305'	267'	133'	89'	293'	147'	98'	320'	160'	107'	40'	80'	20'	160' - 320'
45	L = WS	360'	450'	225'	150'	495'	248'	165'	540'	270'	180'	45'	90'	22'	360' - 540'
50		425'	500'	250'	167'	550'	275'	183'	600'	300'	200'	50'	100'	25'	400' - 600'
55		495'	550'	275'	183'	605'	303'	202'	660'	330'	220'	55'	110'	27'	440' - 660'
60		570'	600'	300'	200'	660'	330'	220'	720'	360'	240'	60'	120'	30'	480' - 720'
65		645'	650'	325'	217'	715'	358'	238'	780'	390'	260'	65'	130'	32'	520' - 780'
70		730'	700'	350'	233'	770'	385'	257'	840'	420'	280'	70'	140'	35'	560' - 840'

Both are based on.
1.) 85th % Tile or if not available, then use Posted Speed Limit (PSL)

L = Taper Length
S = Speed
W = Width (Offset from path of travel

*Cones shown on the templates are illustration purposes only. Exact number of cones required shall be based on cone spacing, taper lengths, actual field conditions, etc..

MUTCD 2012 TABLE 6C-1

MEANING OF LETTER CODES ON TYPICAL APPLICATION DIAGRAMS

ROAD TYPE	DISTANCE BETWEEN SIGNS		
	A	B	C
URBAN (LOW SPEED) - 25 MPH OR LESS	100 FEET	100 FEET	100 FEET
URBAN (LOW SPEED) - MORE THAN 25 MPH TO 40 MPH	250 FEET	250 FEET	250 FEET
URBAN (HIGH SPEED) - MORE THAN 40 MPH	350 FEET	350 FEET	350 FEET
RURAL	500 FEET	500 FEET	500 FEET
EXPRESSWAY / FREEWAY	1,000 FEET	1,500 FEET	2,640 FEET

REVISIONS			
REV.	DESCRIPTION	BY	DATE
1	PER COUNTY COMMENTS	DC	11/21/13

PROJECT NO. 13504
DRAWN CAA
DESIGNED DC
CHECKED MAA

DATE
JUNE 25, 2013

FLAGGER OPERATION

ALTERNATE WORK AREA

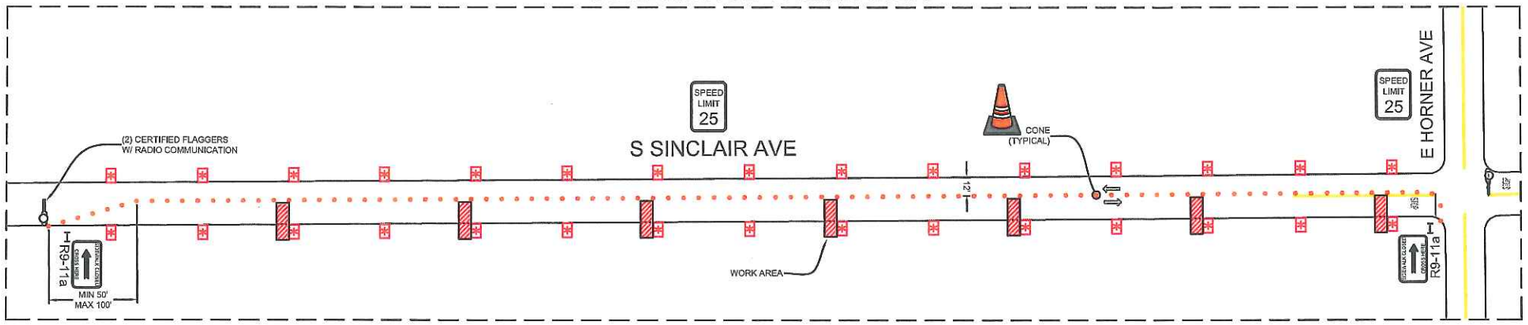

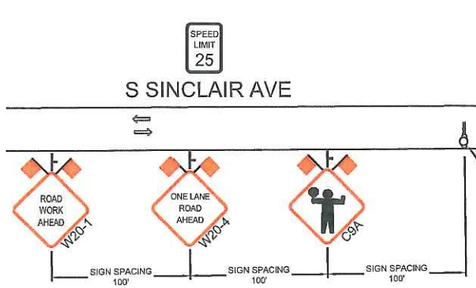

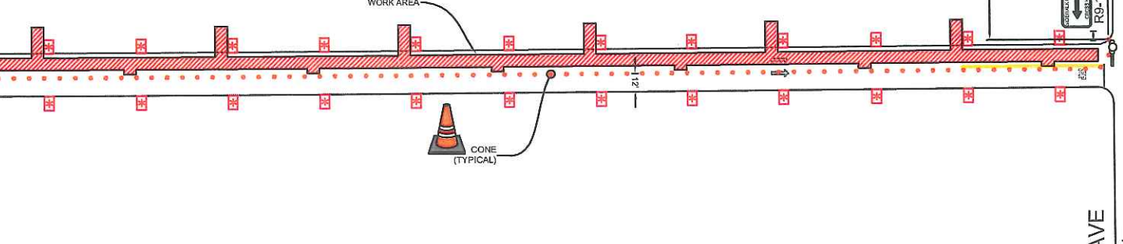

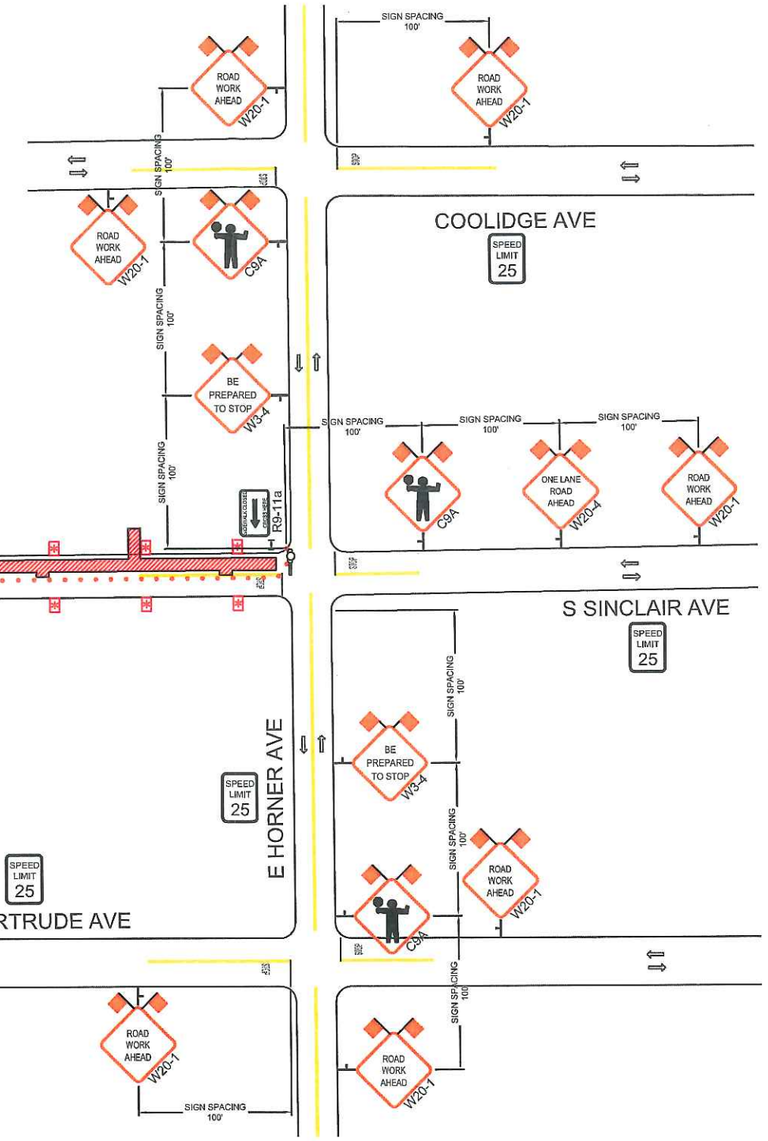

SYMBOL LEGEND

- CONSTRUCTION SIGN
- FLAGGER
- 28" CONE
- TYPE I BARRICADE
- TYPE III BARRICADE
- NO PARKING SIGN ON TYPE I BARRICADE
- FLASHING ARROW BOARD (FAS)

NOTES

- CONTRACTOR SHALL MAINTAIN/PROVIDE ACCESS TO ALL DRIVEWAYS AFFECTED BY THE WORK AREA.
- CONTRACTOR SHALL ASSIGN A WORKER TO ASSIST PEDESTRIANS AROUND WORK AREA.
- CONTRACTOR SHALL MAINTAIN A MINIMUM 4' PATH OF TRAVEL FOR PEDESTRIANS.
- MAXIMUM CHANNELIZING DEVICE SPACING FOR ALL SPEEDS ON ONE-LANE/TWO-WAY TAPERS IS 20'.
- W20-1 (ROAD WORK AHEAD) SIGNS SHALL BE PLACED ON ALL SIDE STREETS BETWEEN THE WORK AREA AND THE FIRST SIGN ENCOUNTERED BY TRAFFIC ON THE HWY.

CONST. HOURS: 8:00AM-3:30PM MON-FRI

REVISIONS

REV.	DESCRIPTION	BY	DATE
1	PER COUNTY COMMENTS	DC	11/21/13

PM30988126

ROADS < 50 MPH: MINIMUM 36" SIGN PANELS (48" SIGNS MAY BE USED)

ROADS ≥ 50 MPH: MINIMUM 48" SIGN PANELS

ALMENDARIZ CONSULTING INC
1136 SUNCAST LN STE 9
EL DORADO HILLS, CA 95762
(888) 306-1211 OFFICE (888) 768-7022 FAX
CA C31 LIC #979806

LOCATION S. SINCLAIR AVE, SAN JOAQUIN COUNTY, CA

Pacific Gas and Electric Company

CONTACT DELIA SOLORIO
PHONE# (916) 760-9817

PROJECT NO. 13504
DRAWN CAA
DESIGNED DC
CHECKED MAA

DATE
JUNE 25, 2013

SHEET NO. 3 OF 4

FLAGGER OPERATION

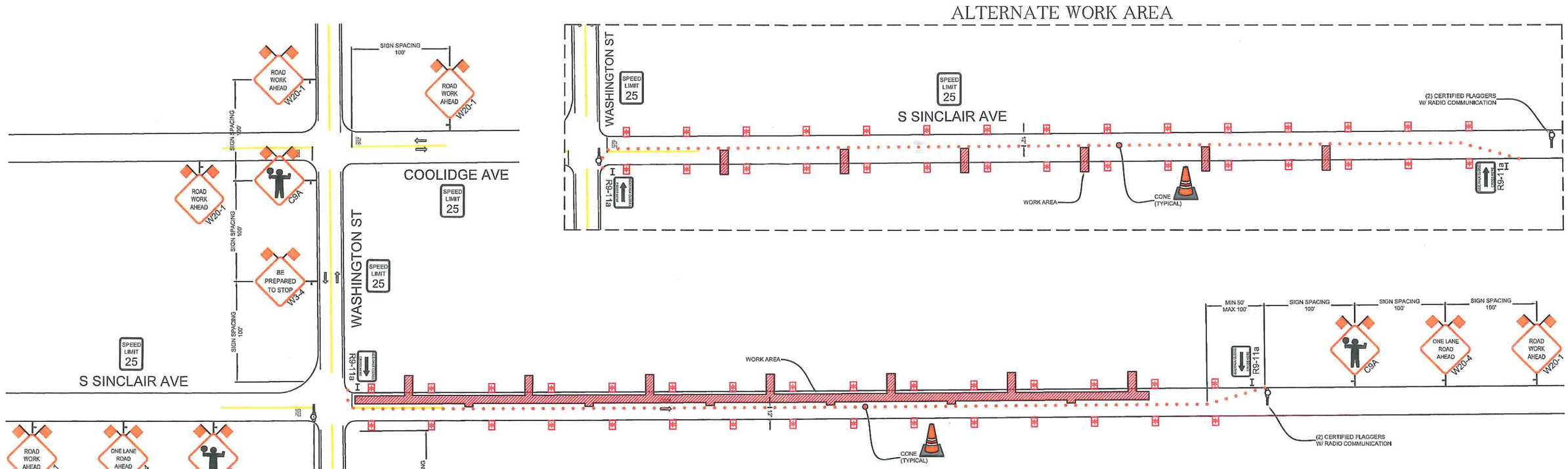

SYMBOL LEGEND

- CONSTRUCTION SIGN
- FLAGGER
- 28" CONE
- TYPE I BARRICADE
- TYPE III BARRICADE
- NO PARKING SIGN ON TYPE I BARRICADE
- FLASHING ARROW BOARD

NOTES

- CONTRACTOR SHALL MAINTAIN/PROVIDE ACCESS TO ALL DRIVEWAYS AFFECTED BY THE WORK AREA.
- CONTRACTOR SHALL ASSIGN A WORKER TO ASSIST PEDESTRIANS AROUND WORK AREA.
- CONTRACTOR SHALL MAINTAIN A MINIMUM 4' PATH OF TRAVEL FOR PEDESTRIANS.
- MAXIMUM CHANNELIZING DEVICE SPACING FOR ALL SPEEDS ON ONE-LANE/TWO-WAY TAPERS IS 20'.
- W20-1 (ROAD WORK AHEAD) SIGNS SHALL BE PLACED ON ALL SIDE STREETS BETWEEN THE WORK AREA AND THE FIRST SIGN ENCOUNTERED BY TRAFFIC ON THE HWY.

CONST. HOURS: 8:00AM-3:30PM MON-FRI

REVISIONS

REV.	DESCRIPTION	BY	DATE
1	PER COUNTY COMMENTS	DC	11/21/13

PM30988126

ROADS < 50 MPH: MINIMUM 36" SIGN PANELS (48" SIGNS MAY BE USED)

ROADS ≥ 50 MPH: MINIMUM 48" SIGN PANELS

ALMENDARIZ CONSULTING INC
1136 SUNCAST LN STE 9
EL DORADO HILLS, CA 95762
(888) 306-1211 OFFICE (888) 768-7022 FAX
CA C31 LIC #979806

LOCATION S. SINCLAIR AVE, SAN JOAQUIN COUNTY, CA

Pacific Gas and Electric Company

CONTACT DELIA SOLORIO
PHONE# (916) 760-9817

PROJECT NO. 13504
DRAWN CAA
DESIGNED DC
CHECKED MAA

DATE
JUNE 25, 2013

SHEET NO. 4 OF 4